



ANNEXURE - IV

DEPARTMENT OF SURGERY

Academic Year 2024 - 2025 Academic Activities Webinar/Workshop/CME/Activities in Last One Year.

College Code: 4205

Academic Planner/Advanced Teaching Plan Time Table (Year wise)
Details from 1st January 2024 to 31st December 2024

Sr. No.	Details	Total Number in Hours	
		2 nd Year	3 rd Year
1.	Lecture	92 hrs	369 hrs
2.	Symposium	NA	NA
3.	Practical/ Clinics	24hrs	304hrs
4.	Inter- Departmental Seminar	12	12
5.	Seminar	12	36
6.	Case presentation	7	-
7.	Journal Club	NA	NA

H. O. D
DEPT. OF SURGERY
GULABRAO PATIL



Principal
Gulabrao Patil Homoeopathic
Medical College, Miraj



GPMT SCHOOL of
HOMOEOPATHY

Gulabrao Patil Homoeopathic Medical College & Hospital

DEPARTMENT OF SURGERY

STAFF LIST

Sr. No.	Name of Staff	Designation	Qualification
1.	Dr. Santosh Bhosage	Associate Professor/HOD	MD (HOM)
2.	Dr. Vaibhav Joshi	Associate Professor	MD (HOM)
3.	Dr. Usha G.Chawla	Assistant Professor	MD (HOM)
4.	Dr. Pooja Bhomaj	Guest Lecturer	M.S. (Opth)
5.	Dr. G.G. Kolhar	Guest - Professor	G.C.E.H.
6.	Dr. Sunil Saler	Guest Lecturer	MDS
7.	Dr. Rahul Visapure	Guest Lecturer	M.S. (ENT)
8.	Dr.Satvilkar	Guest Lecturer	MS(Ophtho)
9.	Dr.Sanobar Shaikh	Guest Lecturer	MS (Gen Surgeon)
10.	Dr.Vijayashree Gadave	Guest Lecturer	MD (Radiologist)
11.	Dr.Jankar	Guest Lecturer	MD(Anaesthetist)


H.O.D
DEPT. OF SURGERY
G.P.M.C. MIRAJ




Principal
Gulabrao Patil Homoeopathic
Medical College, Miraj



GPMT SCHOOL of
HOMOEOPATHY

Gulabrao Patil Homoeopathic Medical College & Hospital

DEPARTMENT OF SURGERY
Advance Teaching Plan 2024-2025
(IInd Year B.H.M.S.) CBDC
Lectures

August 2024-25

Dr. Santosh Bhosage

Introduction to surgery and basic surgical principles

Scope and limitation of surgery

Dr. Usha G. Chawla

Surgical diseases Explained to organon of medicine

Homoeopathicity in surgical condition

September

Dr. Santosh Bhosage

Wound healing

Scar

keloids

Dr. Usha G. Chawla

Trauma

Injury

H. O. D
DEPT. OF SURGERY
G. P. H. M. C. MIRAJ





GPMT SCHOOL of
HOMOEOPATHY

Gulabrao Patil Homoeopathic Medical College & Hospital

October

Dr. Santosh Bhosage

Shock

Various types of shock

Dr. Usha G. Chawla

Fluid and electrolyte, acid and base balance

Hyponatremia - Hypernatremia

Water deficient and excess

Hypocalcemia and hypercalcemia

Magnesium deficiency and magnesium excess

Hypocalcaemia and hypercalcemia

Parenteral fluid therapy

November

Dr. Santosh Bhosage

Burn & skin grafting

Dr. Usha G. Chawla

Hemorrhage & Blood Transfusion

H. O. D
DEPT. OF SURGERY
G. P. H. M. C. MIRAJ





**GPMT SCHOOL of
HOMOEOPATHY**

Gulabrao Patil Homoeopathic Medical College & Hospital

December

Dr. Santosh Bhosage

Boils

Carbuncle, abscess & Cellulitis

Dr. Usha G. Chawla

Special Infections – Tuberculosis

Syphilis, Immunodeficiency Syndrome

January

Dr. Santosh Bhosage

Erysipelas, Hydrantitis, Septicemia & Pyaemia

Dr. Usha G. Chawla

Actinomycosis, Leprosy, Tetanus & Gangrene

February

Dr. Santosh Bhosage

Tumors – Lipoma, Fibroma, Adenoma, Neuroma

H. O. D
DEPT. OF SURGERY
G. P. H. M. C. MIRAJ





Dr.Usha G.Chawla

Hernia – Etiology & General Classification

Abdominal hernias – Basic anatomy types, Clinical Features & Management

March

Dr. Santosh Bhosage

Nurilemmoma ,Neurofibroma, Hemangioma

Malignant Carcinoma

Dr.Usha G.Chawla

Hernia types ,clinical features and its management

April

Dr. Santosh Bhosage

Fibro sarcoma, nevus and melanoma

Dr.Usha G.Chawla

sinus

May

Dr. Santosh Bhosage

Ulcers

Dr.Usha G.Chawla

Fistula



**H. O. D
DEPT. OF SURGERY
G. P. H. M. C. MIRAJ**

**Principal
Gulabrao Patil Homoeopathic
Medical College, Miraaj.**



DEPARTMENT OF SURGERY
LIST OF INSTRUMENTS

Sr. No	Name of Instrument	Total No.
1.	Lumber Puncture Needle	1
2.	Doyens Retractor	4
4.	C- Shaped Retractor	4
5.	Divers Retractor	5
6.	RT Angle Retractor	1
7.	Dissecting Scissor	2
8.	Alice Tissue Forceps	2
9.	Kocher's Forceps	1
10.	Bab cook's tissue Forceps	2
11.	Artery Forceps	3
12.	Mosquito Tissue Forceps	1
13.	Tracheostomy Tube	1
14.	Foley Ballon Catheter	2
15.	Rubber catheter	2
16.	Catgut	2
17.	Sponge Holder	2
18.	Surgical Blade	1
19.	Tongue Depressor	1
20.	Rhino scope	1
21.	BP Handle	1
22.	Simple Catheter	1
23.	Gloves	1 box
24.	Ophthalmoscope	1
25.	Otoscope	4
26.	Forceps tooth	4

H.O.D.

DEPT. OF SURGERY
G.P.H.M.C. MIRAJ






GPMT SCHOOL of HOMOEOPATHY

Gulabrao Patil Homoeopathic Medical College & Hospital

27.	Proctoscope	1
28.	Swab Holder	1
29.	Backhaus & towel clip	2
30.	Moynihah's Tissue forceps	1
31.	Suture needle curved, straight	2 packets,1
32.	Suture Material, Vicryl	1
33.	Steele's Scissor	2
34.	Lister's Scissor	1
35.	Tuning Fork	1
36.	Thudichum nasal speculum	1
37.	Vectis-wax hook	1
38.	Aural Snare	1
39.	Laryngoscope	1
40.	Needle Holder	2
41.	Tonsillar Snare	2
42.	Tonsil Cutter	1
43.	Self-retaining mouth gag	1
44.	Rhinoscopy mirror	1
45.	Hammer	4
46.	Ryle's tube	4
47.	Measuring tape	4
48.	Endotracheal tube	1
49.	Tracheostomy tube	1
50.	Suction cannula	4
51.	Kidney tray	4
52.	Stethoscope	4
53.	Urosac bag	1
54.	Dressing material: bandage, cotton, sticking plaster, H2O2, Eusol, betadine, normal saline, lignocaine jelly	Available in 1 set


H.O.D
DEPT. OF SURGERY
G.P.H.M.C. MIRAJ



Recognised by Govt. of Maharashtra, Approved by National Commission for Homoeopathy & AYUSH New Delhi, Affiliated to Maharashtra University of Health Sciences, Nashik.



GPMT SCHOOL of HOMOEOPATHY

Gulabrao Patil Homoeopathic Medical College & Hospital

55.	Three way cannula	1
56.	IV set, Angiocath	1
57.	Hand Gloves	1
58.	Chittal forceps	1
59.	Tenometer	1
60.	Sim's speculum	4
61.	Dressing drum	1
62.	Infant feeding tube	1
63.	Tray	4

Principal

**Gulabrao Patil Homoeopathic
Medical College, Miraj.**



**H. O. D
DEPT. OF SURGERY
G. P. H. M. C. MIRAJ**

Recognised by Govt. of Maharashtra, Approved by National Commission for Homoeopathy & AYUSH New Delhi,
Affiliated to Maharashtra University of Health Sciences, Nashik.

795, Gulabrao Patil Educational Campus, Near Govt. Milk Dairy, Miraj - 416410
Telephone: 0233-2212147



DEPARTMENT OF SURGERY LIST OF MODELS

Sr. No	Name of Model	Total no.
1.	Ear	1
2.	Ear	1
3.	Teeth	1
4.	Lateral wall of Nose	1
5.	Eye	1
6.	Liver	1
7.	Vertebral Column	1
8.	Spleen	1
9.	Stomach with Pancreas	1
10.	Human Urinary function	1
11.	Larynx	1
12.	Human reproductive system male	1
13.	Human gall bladder	1
14.	Small and large Intestine	1



H. O. D
DEPT. OF SURGERY
G. P. H. M. C. MIRAJ

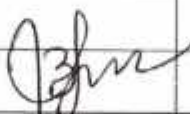
Recognised by Govt. of Maharashtra, Approved by National Commission for Homoeopathy & AYUSH New Delhi,
Affiliated to Maharashtra University of Health Sciences, Nashik.

Principal
Gulabrao Patil Homoeopathic
Medical College, Miraj.



DEPARTMENT OF SURGERY LIST OF SPECIMENS

Sr. No	Name of Specimen	Total No.
1.	RT. Renal cell Carcinoma	1
2.	CA RT Alveolar Mass	1
3.	Hepatocellular Carcinoma	1
4.	CA Temporomandibular Joint	1
5.	CA Larynx	1
6.	Osteosarcoma Fibula	1
7.	CA Lung	1
8.	CA Rectum	1
9.	Spleen Secondary Nodes	1
10.	CA Breast	1
11.	Renal cell Carcinoma	1
12.	Lipoma	1
13.	Peritoneal Cyst	1
14.	Fibroid Uterus	1
15.	Fibroid Uterus	1
16.	Ovarian Cyst	1
17.	Vesical Calculi	1
18.	Gall Blader	1
19.	Tonsil	1
20.	Ureteric Calculi	1
21.	Corn	1
22.	Cholecystectomy	1
23.	Ganglion	1


H. O. D
DEPT. OF SURGERY
G. P. H. M. C. MIRAJ





GPMT SCHOOL of HOMOEOPATHY

Gulabrao Patil Homoeopathic Medical College & Hospital

24.	Appendix	1
25.	Renal stone treated by homoeopathy	1
26.	Bladder stone	1

Principal

Gulabrao Patil Homoeopathic
Medical College, Miraj.

H. O. D
DEPT. OF SURGERY
G. P. H. M. C. MIRAJ




Recognised by Govt. of Maharashtra, Approved by National Commission for Homoeopathy & AYUSH New Delhi,
Affiliated to Maharashtra University of Health Sciences, Nashik.

795, Gulabrao Patil Educational Campus, Near Govt. Milk Dairy, Miraj - 416410
Telephone: 0233-2212147



DEPARTMENT OF SURGERY LIST OF X RAYS

Sr. No	Name of X- ray	Tota No.
1.	X-ray Wrist Joint	1
2.	X-ray Fracture of Shaft of femur	1
3.	X-ray of KUB	1
4.	X-ray of barium enema study	1
5.	X-ray pelvis with both hip joint	1
6.	X-ray of cervical spine lateral view	1
7.	X-ray renal calculi	1
8.	X-ray chest PA view	2
9.	X-ray I V P	1
10.	X-ray LS spine lateral view	1
11.	X-ray Hip joint with LS spine	1
12.	X-ray Plain abdomen erect	1
13.	Mammography	1
14.	X-ray PNS	1
15.	X-ray of intestinal obstruction	1
16.	X-ray of sinusitis	1
17.	X-ray of Osteoarthritis Knee	1
18.	X-ray of pneumonia	1
19.	X-ray of Emphysema	1
20.	X-ray of Bronchiectasis	1


H. O. D
DEPT. OF SURGERY
G. P. H. M. C. MIRAJ




Principal
Gulabrao Patil Homoeopathic
Medical College, Miraj.



DEPARTMENT OF SURGERY LIST OF CHARTS

Sr. No.	Name of Charts	Total No.
1.	Burn- Rule of nine	1
2.	Gangrene	1
3.	Leucoplakia /sinusitis	1
4.	Difference between benign & malignant tumor	1
5.	Conjunctivitis	1
6.	Renal calculi	1
7.	Tracheostomy	1
8.	Hypovolemic shock	1
9.	Wound healing	1
10.	Acute cholecystitis	1
11.	B.P.H.	1
12.	Ulcer	1
13.	Hematuria	1
14.	Fracture	1
15.	CA- esophagus	1
16.	Hiatus hernia	1
17.	Glaucoma	1
18.	Appendicitis	1
19.	Acute tonsillitis	1
20.	Cataract	1
21.	Intussusception	1
22.	Intestinal obstruction	1
23.	Shock	1
24.	Goiter	1
25.	Ca-colon	1
26.	Hemorrhoids/ piles	1
27.	Differential diagnosis of swelling	1
28.	Types of ulcers or classification	1

H. O. D
DEPT. OF SURGERY
G. P. H. M. C. MIRAJ



Recognised by Govt. of Maharashtra, Approved by National Commission for Homoeopathy & AYUSH New Delhi, Affiliated to Maharashtra University of Health Sciences, Nashik.



GPMT SCHOOL of HOMOEOPATHY

Gulabrao Patil Homoeopathic Medical College & Hospital

29.	Types of injury	1
30.	Types of hemorrhage	1
31.	Varicose vein	1
32.	Peptic ulcers	1
33.	Acute pancreatitis	1
34.	Differential diagnosis of acute abdomen	1
35.	Causes of abdominal pain according to the region of abdomen	1
36.	Remedies of renal stone	1
37.	Inguinoscrotal swelling types	1
38.	Remedies of injury	1
39.	Glasgow's coma scale	1
40.	Types of neck swelling	1
41.	Instruments in surgery	1

Principal

Gulabrao Patil Homoeopathic
Medical College, Miraj.

H. O. D
DEPT. OF SURGERY
G. P. H. M. C. MIRAJ



Recognised by Govt. of Maharashtra, Approved by National Commission for Homoeopathy & AYUSH New Delhi,
Affiliated to Maharashtra University of Health Sciences, Nashik.

795, Gulabrao Patil Educational Campus, Near Govt. Milk Dairy, Miraj - 416410
Telephone: 0233-2212147



DEPARTMENT OF SURGERY LIST OF BOOKS

Sr. No	Acc no	Author	Name of book
1.	416	Bailey & love	Short Practice of Surgery (VOL 1 AND VOL 2)
2.	2299	Chatterji G.N.	Hand book of Ophthalmology
3.	7460	Dhingra PL	Diseases of ENT
4.	7839	Dass	Clinical Surgery
5.	1813	Verma PL	Practical HB of Surgery
6.	887	Lilenrhieal	Homoeopathic Therapeutic
7.	897	Deway	Homoeopathic Therapeutic
8.	9471	Pal J.C.	Current Surgery
9.	1155	Asit SOM	Current Surgery
10.	3521	Arora	Principles & Practise of Modern surgery
11.	10076	Kulkarni Shrikant	Surgery Therapeutic
12.	9807	Allen H.C.	Allen's Key Notes
13.	8462	Boericke	Materia Medica
14.	4734	Allen H.C.	The Therapeutic of Fever
15.	9065	Verma Radha	M.C.Q. Surgery
16.	6603	Murgod M.S.	Surgery & HOM Therapas
17.	5727	Kusum Sawant	First AID Manual - Accident & Emergency
18.	11793	Dass	T.B. of Surgery
19.	1196	Kurger	Oral & Maxillofacial Surgery
20.	7094	Ahmad A. hai	Text book of surgery
21.	3043	Chatterji B.P.	Text book of surgery Vol-2
22.	497	Allen Clain	Demonstration of physical signs clinical surgery
23.	5617	Brain W. Ellis & Paterson Brown	Emergency Surgery
24.	2331	NAN A.K.	Undergraduate Surgery
25.	5553	Toratora	Principles if Anatomy & Physiology





GPMT SCHOOL of HOMOEOPATHY

Gulabrao Patil Homoeopathic Medical College & Hospital

26.	8886	PAL J.C.	Current Trends in Surgery Vol 2
27.	13154	Kyle, James	Surgical Handicraft
28.	10333	Das S.	Surgical Short Case
29.	1785	Sivaraman p.	ENT Trouble Cure EITH Homoeopathy
30.	8885	PAL J.C.	Current Trends in Surgery
31.	492	Das S.	Surgical Short Case
32.	6191	Poston G.J	Principal of operative Surgery
33.	3342	Kaul, Sanjeev	Art of Clinical Presentation in Surgery
34.	13630	Das S.	Undergraduate Fractures & Orthopaedics
35.	13954	Khurana	Review of ophthalmology in Surgery
36.	13979	Shriram Bhat	SRB'S Clinical Methods in Surgery
37.	13983	Khurana	Comprehensive ophthalmology
38.	13981	Mohan Bansal	Essential Of Ear, Nose & Throat
39.		Shriram Bhatt	SRB's Manual of Surgery




Principal
Gulabrao Patil Homoeopathic
Medical College, Miraj.


H. O. D
DEPT. OF SURGERY
R. P. H. M. C. MIRAJ

Recognised by Govt. of Maharashtra, Approved by National Commission for Homoeopathy & AYUSH New Delhi,
Affiliated to Maharashtra University of Health Sciences, Nashik.

795, Gulabrao Patil Educational Campus, Near Govt. Milk Dairy, Miraj - 416410
Telephone: 0233-2212147



GPMT SCHOOL of
HOMOEOPATHY

Gulabrao Patil Homoeopathic Medical College & Hospital

DEPARTMENT OF SURGERY
Advance Teaching Plan 2023-2024
(IInd Year B.H.M.S.)

August

Dr. Santhosh Bhosage

Injury to peripheral nerve

▪ Diseases of thyroid and parathyroid glands

Goitre

Tumours of thyroid

Thyroglossal cyst

Dr. Pooja Bhomaj

Applied anatomy and physiology of eye

Examination of an eye

Dr. Vaibhav Joshi (HT)

▪ Injury to peripheral nerve

Dr. G.G. Kolhar

Osteosarcoma

Chondrosarcoma

Fibrosarcoma

Synovial sarcoma

Ewings tumour

H. O. D
DEPT. OF SURGERY
G.P.H.M.C. MIRAJ





GPMT SCHOOL of
HOMOEOPATHY

Gulabrao Patil Homoeopathic Medical College & Hospital

Congenital dislocation of hip joint

Club foot

Paget's diseases

Osteoporosis

Dr. Usha G. Chawla

Diseases of oesophagus

Oesophageal perforation

Reflux oesophagitis

Hiatus hernia

Achalasia of oesophagus

Mallory Weiss syndrome

Plummer Vinson's syndrome

Ca oesophagus

Adenoma

Fibroma, myoma

Lipoma

Dr. Sunil Saler

Periodontal disease

Alveolar abscess

Dr. Rahul Singh Chadda

Benign and malignant tumour of nasal cavity

Benign and malignant tumour of paranasal sinus

H.O.D
DEPT. OF SURGERY
G.P.H.M.C. MIRAJ





▪ Inflammatory and neoplastic diseases of PNS

Benign and malignant tumour of oropharynx

Laryngeal paralysis

Benign tumour of larynx

Ca larynx

▪ Inflammatory and neoplastic diseases of nasopharynx

Adenoids

Acute nasopharyngitis

Tumour of nasopharynx

Acute and chronic pharyngitis

September

Dr. Santosh Bhosage

Diseases of stomach and duodenum

Congenital pyloric stenosis

Peptic ulcer

Ca stomach

Upper and lower GI bleeding

▪ Diseases of small intestine and appendix

Crohns disease

Intestinal obstruction

Acute intussusception

H. O. D
DEPT. OF SURGERY
G. P. H. M. C. MIRAJ





Dr. Vaibhav Joshi (HT)

- Diseases of thyroid and parathyroid glands

Goitre

Tumours of thyroid

Thyroglossal cyst

- Diseases of stomach and duodenum

Congenital pyloric stenosis

Tumour -thyroid gland

Hashimoto's disease autoimmune thyroiditis

- Gangrene

Raynaud's syndrome

Raynaud's disease

Thoracic outlet syndrome

Burger's disease(thromboanginitis obliterans)

Cervical rib,scalenus anticus syndrome

Aneurysm

Varicose veins

Pulmonary embolism

Venous thrombosis

Superficial vein thrombosis (thrombophlebitis)

Arterial occlusion

H. O. D
DEPT. OF SURGERY
G. P. H. M. C. MIRAJ





GPMT SCHOOL of
HOMOEOPATHY

Gulabrao Patil Homoeopathic Medical College & Hospital

Breast inflammation

Fibroadenoma

Ca breast

Dr. Pooja Bhomaj

Error of refraction -presbyopia and anisometropia

Conjunctivitis

Corneal oedema,corneal ulcer

Suppurative keratitis

Leucoma

Keratitis

Diseases of sclera- scleritis,episcleritis,staphyloma

Cataract

Dr. G.G. Kolhar

Diseases of thorax

Fracture of ribs

Surgical emphysema

Stove in chest and flail chest

Pleural effusion

Empyema thorasis

Lung abscess

Ca lung

H. O. D
DEPT. OF SURGERY
G. P. H. M. C. MIRAJ





GPMT SCHOOL of
HOMOEOPATHY

Gulabrao Patil Homoeopathic Medical College & Hospital

Tumor of bronchi and lung

Mediastinal tumor

Dr. Usha G. Chawla

Causes of dysphagia

▪ Liver abscess

Amoebic abscess

Pyogenic liver abscess

Hydatid cyst

▪ Tumour of liver

Benign tumour

Malignant tumour

Metastatic liver

▪ Cholelithiasis

▪ Stone in CBD

Neurofibroma

Haemangioma

Glomangioma/glomus tumor

Dr. Sunil Saler

Leucoplekia

Dr. Rahul Singh Chadda

▪ Anatomy and physiology of ear

Hearing tests

H. O. D
DEPT. OF SURGERY
G. P. H. M. C. MIRAJ





GPMT SCHOOL of HOMOEOPATHY

Gulabrao Patil Homoeopathic Medical College & Hospital

- Examination of ear and different types of hearing

Hearing loss

Assessment of vestibular function clinical test and laboratory tests

- Diseases of external ear
- Diseases of pinna -congenital disorders,trauma,inflammatory disorders,tumours

October

Dr. Santosh Bhosage

Volvulus

Peritonitis

Appendicitis

- Diseases of large intestine and colon

Ulcerative colitis

Ca colon

Dr. Vaibhav Joshi (HT)

Peptic ulcer

Ca stomach

Upper and lower GI bleeding

- Diseases of small intestine and appendix

Crohn's disease

Intestinal obstruction

Acute intussusception

H. O. D
DEPT. OF SURGERY
G. P. H. M. C. MIRAJ





Volvulus

Peritonitis

Appendicitis

- Diseases of large intestine and colon

Ulcerative colitis

Ca colon

- Diseases of rectum anal canal perineum

Anorectal abscess

Fistula in ano

Haemorrhoids

- Diseases of pancreas

Acute and chronic pancreatitis

Pseudocyst of pancreas

- Diseases of mesentery

Mesenteric cyst

Parathyroid related diseases

Cushing's syndrome, Addison's disease

Aldosteronism

Pheochromocytoma

H. O. D.
DEPT. OF SURGERY
G.S. PATIL H.M.C. MIRAJ





**GPMT SCHOOL of
HOMOEOPATHY**

Gulabrao Patil Homoeopathic Medical College & Hospital

Dr. Pooja Bhomaj

Glaucoma

Affection of retina

Papilloedema

Diseases of optic nerve - acute and chronic retrovular pruritus

Stabismus

Dr. G.G. Kolhar

Cardiac arrest

Congenital heart diseases

Dr. Usha G. Chawla

Acute cholecystitis

Chronic cholecystitis

- Ca gall bladder
- Rupture of spleen

Lymphangioma, neuroma

(Schewamnnoma) Neurilemmoma, Haematoma

Carcinoma -glandular carcinoma

Sarcoma -transitional cell carcinoma

Basal cell carcinoma

Dr. Sunil Saler

Elementary anatomy of teeth,gum,histological,clinical characteristics

**H. O. D
DEPT. OF SURGERY
G. P. H. M. C. MIRAJ**





GPMT SCHOOL of HOMOEOPATHY

Gulabrao Patil Homoeopathic Medical College & Hospital

Oral and dental hygiene

Dr. Rahul Singh Chadda

Diseases of external auditory canal -congenital disorders,trauma,inflammation,tumour,miscellaneous conditions

November

Dr. Santhosh Bhosage

- Diseases of rectum anal canal perineum

Anorectal abscess

Fistula in ano

Haemorrhoids

Dr. Vaibhav Joshi (HT)

Portal hypertension

- pericardial effusion
- Cardiac tamponade
- Congenital heart disease

Fissure in ano

Ca rectum

Imperforate anus

Pilonodal sinus

Ca pancreas

Anorectal disorders

Epulis

H. O. D
DEPT. OF SURGERY
G. P. H. M. C. MIRAJ





Odontomes

Adamantinoma/ameloblastoma/Eves disease

Ca maxillary antrum

Alveolar abscess

Osteomyelitis of jaw

Stomatitis

Ranula

Leukoplakia

Ca tongue

Acute suppurative parotitis

Acute parotitis

Pleomorphic adenoma- mixed tumour of parotid gland

Ca parotid gland

D/d neck swelling

Cold abscess in neck

Goitre Graves disease

Hepatic abscess ,pyaemic abscess,amoebic abscess

Hyatid cyst

▪ tumour and cyst

Benign tumour

Adenoma



H. O. D
DEPT. OF SURGERY
G. P. H. M. C. MIRAJ



GPMT SCHOOL of
HOMOEOPATHY

Gulabrao Patil Homoeopathic Medical College & Hospital

Fibroma, myoma

Lipoma

Neurofibroma

Haemangioma

Glomangioma/glomus tumour

Lymphangioma, neuroma

(Schwannoma) Neurilemmoma, Haematoma

Sarcoma - transitional cell carcinoma

Basal cell carcinoma

Squamous cell carcinoma

Melanoma-malignant melanomas

Dr. Pooja Bhomaj

Diplopia

Squint

Heterophoria

Nystagmus

Blepharitis

Stye or external hordeolum

Tarsal cyst

Entropion

Ectropion

Symblepharon

H. O. D
DEPT. OF SURGERY
G. P. H. M. C. MIRAJ





**GPMT SCHOOL of
HOMOEOPATHY**

Gulabrao Patil Homoeopathic Medical College & Hospital

Lagophthalmos

Ptosis

Benign and malignant tumour of lid

Dr. G.G. Kolhar

Fracture;its types ,individual joint fractures,c/f ,diagnosis

Fracture of vault of skull

Fracture of base of skull

Amputation

Dr. Usha G. Chawla

Causes of splenomegaly

Indications for splenectomy

▪ Special investigations in urinary system

Laboratory examination

Radio-logical examination

Ultrasound and trans-rectal USG

CT scan

Radioisotope renography

Renal scantiness

MRI

Instrumental examination of urinary tract

Squamous cell carcinoma

Melanoma-malignant melanomas

**H. O. D
DEPT. OF SURGERY
G. P. H. M. C. MIRAJ**





Corn warts, Keloid scar

Dr. Sunil Saler

Aetiology and classification of dental diseases

Dr. Rahul Singh Chadda

Congenital diseases of ear

- Inflammatory and obstructive diseases of external ear

Tumour of external ear

Tumour of middle ear and mastoid

December

Dr. Santosh Bhosage

Diseases of pancreas

Acute and chronic pancreatitis

Pseudocyst of pancreas

- Diseases of mesentery

Mesenteric cyst

- Portal hypertension

- pericardial effusion

- Cardiac tamponade

- Congenital heart disease

Fissure in ano

Dr. Vaibhav Joshi (HT)

Corn warts, Keloid scar

H. O. D
DEPT. OF SURGERY
G. P. H. M. C. MIRAJ





GPMT SCHOOL of
HOMOEOPATHY

Gulabrao Patil Homoeopathic Medical College & Hospital

Kaposi's sarcoma

Sinus and fistula

Lymphodema

Hodgkin's lymphoma

Non-Hodgkin's lymphoma

Arterial occlusion -pathology and examination

Head injury-injury to brain -intracranial haemorrhage,Subdural haemorrhage,extradural haemorrhage

Intracranial infection

Intracranial tumour

Rupture of spleen

Splenomegaly

Pleural effusion,lung abscess

Primary carcinoma of lung

PDA.coaction of aorta, ASD,VSD,Fallot's tetralogy

Mitral stenosis

Reflux oesophagitis

Hiatus hernia

Achalasia of oesophagus

Ca oesophagus

Omphalitis

Proctitis

H. O. D
DEPT. OF SURGERY
G. P. H. M. C. MIRAJ





Hearing loss

- Diseases of external ear
- Diseases of pinna -congenital disorders,trauma,inflammatory disorders,tumours
- Diseases of external auditory canal -congenital disorders,trauma,inflammation,tumour,miscellaneous conditions
- Inflammatory and obstructive diseases of external ear

Tumour of external ear

Tumour of middle ear and mastoid

Acoustic neuroma

Deafness

Otalgia

Tinnitus

- Inflammatory diseases of middle ear
- Benign and malignant tumour of middle ear

Dr. Pooja Bhomaj

Acute dacryo-adenitis

Dacryocystitis-acute and chronic

Orbital cellulitis

Thrombosis of cavernous sinus

Proptosis

Dr. G.G. Kolhar

Skin grafting

H. O. D
DEPT. OF SURGERY
G. P. H. M. C. MIRAJ





Tennis elbow

Pott's spine

Rheumatic arthritis

Rheumatoid arthritis

Osteoarthritis

Golfer's elbow

Supraspinatus tendinitis

Ganglia

Dr. Usha G.Chawla

- Hernia in detail -types

Inguinal hernia -indirect and direct

Classification of hernia and aetiology

Femoral hernia

Umbilical hernia

Epigastric hernia or fatty hernia of linea alba

Incisional hernia (ventral hernia or postoperative hernia)

Divarication of recti

Lumbar hernia

- Omphalitis
- Congenital diseases of urinary tract

Congenital anomalies of kidney

Congenital anomalies of ureters

H. O. D
DEPT. OF SURGERY
G. P. H. M. C. MIRAJ





GPMT SCHOOL of HOMOEOPATHY

Gulabrao Patil Homoeopathic Medical College & Hospital

Horse shoe kidney

Polycystic kidney

Kaposi's sarcoma

Sinus and fistula

Gangrene

Lymphodema

Hodgkin's lymphoma

Non-Hodgkin's lymphoma

Secondary carcinoma

Dr. Rahul Singh Chadda

Acoustic neuroma

Deafness

Otalgia

Tinnitus

- Inflammatory diseases of middle ear
- Benign and malignant tumour of middle ear

Acute suppurative otitis media

January

Dr. Santosh Bhosage

Ca rectum

Imperforate anus

Pilonodal sinus

H. O. D
DEPT. OF SURGERY
G. P. H. M. C. MIRAJ





**GPMT SCHOOL of
HOMOEOPATHY**

Gulabrao Patil Homoeopathic Medical College & Hospital

Ca pancreas

Anorectal disorders

Epulis

Odontomes

Adamantinoma/ameloblastoma/Eves disease

Ca maxillary antrum

Hepatic abscess ,pyaemic abscess,amoebic abscess

Hyatid cyst

Gastroma

Diverticulum

Dr.Vaibhav Joshi (HT)

Acute suppurative otitis media

Acute necrotizing otitis media

Cholesteatoma

Chronic suppurative otitis media

Complications of suppurative otitis media

Otosclerosis

Facial nerve disorders -Bell's palsy,Ramsay's hunt syndrome,menieras disease

▪ Inflammatory,benign,malignant diseases of inner ear

Acute oesophagitis

Benign stricture of oesophagus

Hiatus hernia

H. O. D
DEPT. OF SURGERY
c. P. H. M. C. MIRAJ





Dysphagia

Acute sinusitis -acute maxillary sinusitis,acute frontal sinusitis

Chronic sinusitis

Acute and chronic rhinitis

Rhinoscleroma

Deviated nasal septum

Vasomotor and non allergic rhinitis

Nasal polyp

Epistaxis

Trauma to face

Benign and malignant tumour of oropharynx

Laryngeal paralysis

Ca larynx

▪ Inflammatory and neoplastic diseases of nasopharynx

Adenoids

Acute nasopharyngitis

Acute and chronic pharyngitis

Dr. Pooja Bhomaj

Disturbances of vision

Amblyopia

Amaurosis

Night blindness

H. O. D
DEPT. OF SURGERY
G. P. H. M. C. MIRAJ





GPMT SCHOOL of
HOMOEOPATHY

Gulabrao Patil Homoeopathic Medical College & Hospital

Colour blindness

Dr.G.G.Kolhar

Carpal tunnel compression of median nerve

Duputrens contraction

De quervains disease

Hallux valgus

Hallux rigidus

Spina bifida,torticolis

Rupture of Achilles tendon

Acute and chronic osteomyelitis

Acute suppurative arthritis

Tubercular arthritis and osteomyelitis

Dr. Usha G.Chawla

Urinary calculi

Hydronephrosis

Haematuria

Tuberculosis of urinary tract

Injuries to kidney and ureters

Pyelonephritis -acute and chronic

Arterial occlusion -pathology and examination

Raynaud's syndrome

Raynaud's disease

H. O. D
DEPT. OF SURGERY
G. P. H. M. C. MIRAJ





Thoracic outlet syndrome

Burger's diseases (thromboanginitis obliterans)

Cervical rib, scalenus anticus syndrome

Aneurysm

Varicose veins

Pulmonary embolism

Venous thrombosis

Superficial vein thrombosis (thrombophlebitis)

▪ Gangrene

▪ tumour and cyst

Benign tumour

Dr. Sunil Saler

Abnormalities of structure dental

Dental caries

Diseases of gums ,cyst,tumour

Dr. Rahulsingh Chadda

Acute necrotizing otitis media

Otitic barotrauma

Cholesteatoma

Chronic suppurative otitis media

Acute and chronic tonsillitis

H. O. D
DEPT. OF SURGERY
G. P. H. M. C. MIRAJ





Peritonsillar abscess

Retrotonsillar abscess

- Anatomy and physiology of pharynx, larynx, tracheobronchial tree and oropharynx

Tracheostomy

Foreign body of air passages

- Examination of pharynx, larynx, tracheobronchial tree
- Congenital, inflammatory, neoplastic and obstructive diseases of larynx

Laryngotracheal trauma

Acute and chronic laryngitis

Congenital lesions of larynx

Stridor

- Congenital, inflammatory, neoplastic and obstructive diseases of pharynx

Hoarseness of voice

- Ulcer of oral cavity

Submucous fibrosis

Benign and malignant lesion of oral cavity

Ludwig's angina

February

Dr. Santosh Bhosage

Burkitt's tumour, alveolar abscess

Osteomyelitis of jaw

Stomatitis

H. O. D
DEPT. OF SURGERY
G. P. H. M. C. MIRAJ





Ranula

Leukoplakia

Ca tongue

Ca lip cleft lip and cleft palate

Acute suppurative parotitis

Dr. Vaibhav Joshi (HT)

Acute and chronic tonsillitis

Peritonsillar abscess

Acute and chronic laryngitis

Stridor

Hoarseness of voice

▪ Ulcer of oral cavity

Submucous fibrosis

Benign and malignant lesion of oral cavity

Ludwig's angina

Error of refraction -presbyopia and anisometropia

Conjunctivitis

Corneal oedema, corneal ulcer

Leucoma

Keratitis

Cataract

Glaucoma

H. O. D
DEPT. OF SURGERY
G. P. H. M. C. MIRAJ





Papilloedema

Stabismus

Diplopia

Heterophoria

Nystagmus

Blepharitis

Stye or external hordeolum

Tarsal cyst

Ptosis

Acute dacryo-adenitis

Dacryocystitis-acute and chronic

Dr. Pooja Bhomaj

Day blindness

Dr.G.G.Kolhar

Prolapse of intervertebral disc

Cervical spondylitis

Tumours of vertebral column

Dr. Usha G.Chawla

Pyonephrosis

Perinephric abscess

Renal abscess

▪ Tumour of kidney

H. O. D
DEPT. OF SURGERY
G.P.H.M.C. MIRAJ





Adenocarcinoma (renal cell carcinoma)

Nephroblastoma(Wilms tumour)

Tumour of renal pelvis and ureter

Arterial occlusion

Head injury-injury to brain -intracranial haemorrhage,Subdural haemorrhage,extradural haemorrhage

Intracranial infection

Intracranial tumour

Splenectomy

Rupture of spleen

Splenomegaly.

Dr.Sunil Saler

Simple procedure and operative measures in dental surgery

Dental formula

Dr.Rahul singh Chadda

Complications of suppurative otitis media

Otosclerosis

March

Dr.Santosh Bhosage

Acute parotitis

Pleomorphic adenoma- mixed tumour of parotid gland

Ca parotid gland

H. O. D
DEPT. OF SURGERY
G. P. H. M. C. MIRAJ





D/d neck swelling

Brachial cyst

Thyroglossal cyst

Dr. Vaibhav Joshi (HT)

Orbital cellulitis

Thrombosis of cavernous sinus

Proptosis

▪ Eye changes in systemic diseases

Vitamin A deficiency

Parasite infection

Common infection

Metabolic diseases

Diseases of kidney

Toxaemia of pregnancy

Cardiovascular diseases

Blood diseases

Amblyopia

Amaurosis

Night blindness

Colour blindness

Day blindness

H. O. D
DEPT. OF SURGERY
G. P. M. C. MIRAJ





- Injuries of eyelids and eyeballs

Fracture of ribs

Stove in chest and flail chest

Pleural effusion

Empyema thorasis

Lung abscess

Ca lung

Mediastinal tumour

- Fracture;its types ,individual joint fractures,c/f ,diagnosis

Fracture of vault of skull

Fracture of base of skull

Amputation

Tennis elbow

Pott's spine

Rheumatic arthritis

Rheumatoid arthritis

Osteoarthritis

Golfer's elbow

Supraspinatus tendinitis

Ganglia

Carpal tunnel compression of median nerve

H. O. D
DEPT. OF SURGERY
G. P. H. M. C. MIRAJ





Duputrens contraction

De quervains disease

Prolapse of intervertebral disc

Cervical spondylitis

Tumours of vertebral column

Lumbar spondylitis

Low back pain

Spondylolithiasis

Sciatica

Ankylosis spondylitis

Fracture and dislocation of spine

Fracture of pelvis

Delayed union and non union of fractures

Management of fractures

Complications of fractures - early and late

Fracture of clavicle

Acromio-clavicular dislocation

Dislocation of shoulder

Fracture of humerus,elbow joint,forearm,distal radius and ulna (Collie's fracture,smiths fracture Borton's fracture,Radial styloid fracture)

Hip dislocation

Fracture of femur

H. O. D
DEPT. OF SURGERY
G. P. H. M. C. MIRAJ





Soft tissue injuries of knee

Fracture of tibia and fibula

Ankle fracture

Acute and chronic osteomyelitis

Acute suppurative arthritis

Tubercular arthritis and osteomyelitis

Osteosarcoma

Chondrosarcoma

Fibrosarcoma

Synovial sarcoma

Ewings tumour

Paget's diseases

Osteoporosis

Dr. Pooja Bhomaj

Injuries of eyelids and eyeballs

Dr. G.G. Kolhar

Lumbar spondylitis

Low back pain

Spondylolithiasis

Sciatica

H. O. D
DEPT. OF SURGERY
G. P. H. M. C. MIRAJ





Scoliosis

Ankylosis spondylitis

Fracture and dislocation of spine

Dr. Usha.G.Chawla

▪ Injuries to urinary bladder

Cystitis

Vesical calculi

Ca of urinary bladder

Anuria

Retention of urine

Neurogenic bladder dysfunction

▪ Benign prostatic hypertrophy

Ca prostate

Prostatitis

Breast inflammation

Fibroadenoma

Ca breast

Pleural effusion, lung abscess

Primary carcinoma of lung

Cardiac arrest

Congenital and acquired heart disease

Dr.Sunil Saler

H. O. D
DEPT. OF SURGERY
G. P. H. M. C. MIRAJ





Epulis

Odontomes

Dr. Rahul Singh Chadda

Facial nerve disorders -Bell's palsy,Ramsay's hunt syndrome,menieras disease

▪ Inflammatory,benign,malignant diseases of inner ear

Oesophagus

Acute oesophagitis

Perforation of oesophagus

Benign stricture of oesophagus

Hiatus hernia

April

Dr. Santhosh Bhosage

Cold abscess in neck

Cervical rib

Goitre Graves disease

Tumour -thyroid gland

Dr. Vaibhav Joshi (HT)

Abnormalities of tooth eruption and development

Dental caries

Epulis

Odontomes

H. O. D
DEPT. OF SURGERY
G. P. H. M. C. MIRAJ





Adamant tumour (Uve's disease)

Ca maxillary antrum

Burritt's tumours

Alveolar abscess

Leucoplekia

Osteomyelitis of jaw

Stomatitis

Ranula

Ca tongue

Reflux oesophagitis

Hiatus hernia

Achalasia of oesophagus

Mallory Weiss syndrome

Plummer Vinson's syndrome

Ca oesophagus

Causes of dysphagia

▪ Liver abscess

Amoebic abscess

Pyogenic liver abscess

Hydatid cyst

Metastatic liver

H. O. D
DEPT. OF SURGERY
G. P. H. M. C. MIRAJ





- Cholelithiasis

- Stone in CBD

Acute cholecystitis

Chronic cholecystitis

- Ca gall bladder

Causes of splenomegaly

Dr. Pooja Bhomaj

Errors of refraction -myopia,hypermetropia

Dr. G.G. Kolhar

Fracture of pelvis

Delayed union and non union of fractures

Management of fractures

Complications of fractures - early and late

Fracture of clavicle

Acromio-clavicular dislocation

Dislocation of shoulder

Dr. Usha.G.Chawla

- Injuries to urethra

Urethritis

Urethral stricture

- Undescended testis

Ectopic testis

H. O. D
DEPT. OF SURGERY
G. P. H. M. C. MIRAJ





**GPMT SCHOOL of
HOMOEOPATHY**

Gulabrao Patil Homoeopathic Medical College & Hospital

Torsion of testis and torsion of spermatic cord

Varicocele

Epididymo orchitis

Hydrococele

Tumours of testis

PDA.coatraction of aorta, ASD,VSD,Fallot's tetralogy

Mitral stenosis

Oesophageal perforation

Reflux oesophagitis

Hiatus hernia

Achalasia of oesophagus

Ca oesophagus

Peptic ulcer,ca stomach,duodenal ulcer

Causes of upper GI bleeding

Causes of lower GI bleeding

Omphalitis

Appendicitis

Neoplasm of colon

Dr. Sunil Saler

Adamant tumour (Uve's disease)

Ca maxillary antrum

H. O. D
DEPT. OF SURGERY
G. P. H. M. C. MIRAJ





Burritt's tumours

Dr. Rahul Singh Chadda

Dysphagia

- Anatomy and physiology of nose ,paranasal sinus

Nasal deformities

- Examination of nose and paranasal sinus

Foreign body in nose

Acute sinusitis -acute maxillary sinusitis,acute frontal sinusitis

Chronic sinusitis

Complications of sinusitis

May

Dr. Santhosh Bhosage

Hashimoto's disease autoimmune thyroiditis

Parathyroid related diseases

Cushing syndrome ,Addison's disease

Dr. Vaibhav Joshi (HT)

- Hernia in detail -types

Inguinal hernia -indirect and direct

Femoral hernia

Umbilical hernia

Epigastric hernia or fatty hernia of linea alba

Incisional hernia (ventral hernia or postoperative hernia)

H. O. D
DEPT. OF SURGERY
G. P. H. M. C. MIRAJ





- Omphalitis
- Urinary calculi
- Hydronephrosis
- Haematuria
- Tuberculosis of urinary tract
- Injuries to kidney and ureters

Pyelonephritis -acute and chronic

Pyonephrosis

Perinephric abscess

Renal abscess

- Tumour of kidney

Adenocarcinoma (renal cell carcinoma)

Nephroblastoma(Wilms tumour)

- Injuries to urinary bladder

Cystitis

Vesical calculi

Ca of urinary bladder

Anuria

Neurogenic bladder dysfunction

- Benign prostatic hypertrophy

Ca prostate

H. O. D
DEPT. OF SURGERY
G. P. H. M. C. MIRAJ





Prostatitis

Urethritis

Urethral stricture

Torsion of testis and torsion of spermatic cord

Varicocele

Epididymo orchitis

Hydrococele

Phimosis

Balanoposthitis

Paraphimosis

Ca penis

Dr. Pooja Bhomaj

▪ Eye changes in systemic diseases

Vitamin A deficiency

Parasite infection

Common infection

Metabolic diseases

Diseases of kidney

Toxaemia of pregnancy

Cardiovascular diseases

Blood diseases

Intracranial lesions

H. O. D
DEPT. OF SURGERY
G. P. H. M. C. MIRAJ





Dr. G.G. Kolhar

Fracture of humerus, elbow joint, forearm, distal radius and ulna (Collie's fracture, Smith's fracture, Barton's fracture, Radial styloid fracture)

Hip dislocation

Fracture of femur

Fracture of patella

Soft tissue injuries of knee

Fracture of tibia and fibula

Ankle fracture

Dr. Usha.G.Chawla

■ Hypospadias

Epispadias

Phimosis

Balanoposthitis

Paraphimosis

Ca penis

Ca rectum

Imperforate anus

Proctitis

Cushing's syndrome

Aldosteronism

Addison's disease

Pheochromocytoma

H. O. D
DEPT. OF SURGERY
G. P. H. M. C. MIRAJ





Dr. Sunil Saler

Osteomyelitis of jaw

Stomatitis

Ranula

Ca tongue

Dr. Rahul Singh Chadda

Diseases of nose and paranasal sinuses

Acute and chronic rhinitis

Granulomatous diseases of nose

Rhinoscleroma

CSF rhinorrhoea

Allergic rhinitis

▪ Diseases of nasal septum

Deviated nasal septum

Septal haematoma

▪ Diseases of nasal mucosa

Vasomotor and non allergic rhinitis

Nasal polyp

Epistaxis

Trauma to face

▪ Benign and malignant tumour of nose

Tumour of external nose

H. O. D
DEPT. OF SURGERY
G. P. H. M. C. MIRAJ





June

Dr. Santhosh Bhosage

- Diseases of pancreas

Acute and chronic pancreatitis

Pseudocyst of pancreas

- Diseases of mesentery

Mesenteric cyst

- Portal hypertension

- pericardial effusion

- Cardiac tamponade

- Congenital heart disease

Fissure in ano

Dr. Vaibhav Joshi (HT)

Orbital cellulitis

Thrombosis of cavernous sinus

Proptosis

- Eye changes in systemic diseases

Vitamin A deficiency

Parasite infection

Common infection

Metabolic diseases

H. O. D
DEPT. OF SURGERY
G. P. H. M. C. MIRAJ





Diseases of kidney

Toxaemia of pregnancy

Cardiovascular diseases

Blood diseases

Amblyopia

Amaurosis

Night blindness

Colour blindness

Day blindness

▪ Injuries of eyelids and eyeballs

Fracture of ribs

Stove in chest and flail chest

Pleural effusion

Empyema thorsis

Lung abscess

Ca lung

Mediastinal tumour

▪ Fracture; its types, individual joint fractures, w/f, diagnosis

Fracture of vault of skull

Fracture of base of skull

Amputation

H. O. D
DEPT. OF SURGERY
G. P. H. M. C. MIRAJ





Tennis elbow

Pott's spine

Rheumatic arthritis

Rheumatoid arthritis

Osteoarthritis

Golfer's elbow

Supraspinatus tendinitis

Ganglia

Carpal tunnel compression of median nerve

Duputrens contraction

De quervains disease

Prolapse of intervertebral disc

Cervical spondylitis

Tumours of vertebral column

Lumbar spondylitis

Low back pain

Spondylolithiasis

Sciatica

Ankylosis spondylitis

Fracture and dislocation of spine

Fracture of pelvis


H. O. D
DEPT. OF SURGERY
G. P. H. M. C. MIRAJ





Delayed union and non union of fractures

Management of fractures

Complications of fractures - early and late

Fracture of clavicle

Acromio-clavicular dislocation

Dislocation of shoulder

Fracture of humerus,elbow joint,forearm,distal radius and ulna (Collie's fracture,smiths fracture Borton's fracture,Radial styloid fracture)

Hip dislocation

Fracture of femur

Soft tissue injuries of knee

Fracture of tibia and fibula

Ankle fracture

Acute and chronic osteomyelitis

Acute suppurative arthritis

Tubercular arthritis and osteomyelitis

Osteosarcoma

Chondrosarcoma

Fibrosarcoma

Synovial sarcoma

Ewings tumour

Paget's diseases


H. O. D
DEPT. OF SURGERY
G. P. H. M. C. MIRAJ





Osteoporosis

Dr. Pooja Bhomaj

Acute dacryo-adenitis

Dacryocystitis-acute and chronic

Orbital cellulitis

Thrombosis of cavernous sinus

Proptosis

Dr. G.G. Kolhar

Skin grafting

Tennis elbow

Pott's spine

Rheumatic arthritis

Rheumatoid arthritis

Osteoarthritis

Golfer's elbow

Supraspinatus tendinitis

Ganglia

Dr. Usha.G.Chawla

■ Hernia in detail -types

Inguinal hernia -indirect and direct

Classification of hernia and aetiology

H. O. D
DEPT. OF SURGERY
G. P. H. M. C. MIRAJ





Femoral hernia

Umbilical hernia

Epigastric hernia or fatty hernia of linea alba

Incisional hernia (ventral hernia or postoperative hernia)

Divarication of recti

Lumbar hernia

- Omphalitis
- Congenital diseases of urinary tract

Congenital anomalies of kidney

Congenital anomalies of ureters

Horse shoe kidney

Polycystic kidney

Kaposi's sarcoma

Sinus and fistula

Gangrene

Lymphodema

Hodgkin's lymphoma

Non-Hodgkin's lymphoma

Secondary carcinoma

Dr. Sunil Saler

Abnormalities of tooth eruption and development

Dr. Rahul Singh Chadda

H. O. D
DEPT. OF SURGERY
G. P. H. M. C. MIRAJ





GPMT SCHOOL of
HOMOEOPATHY

Gulabrao Patil Homoeopathic Medical College & Hospital

Acoustic neuroma

Deafness

Otalgia

Tinnitus

- Inflammatory diseases of middle ear
- Benign and malignant tumour of middle ear

Acute suppurative otitis media

July

Dr. Santosh Bhosage

Ca rectum

Imperforate anus

Pilonodal sinus

Ca pancreas

Anorectal disorders

Epulis

Odontomes

Adamantinoma/ameloblastoma/Eves disease

Ca maxillary antrum

Hepatic abscess ,pyaemic abscess,amoebic abscess

Hyatid cyst

Gastroma

- Diverticulum

H. O. D
DEPT. OF SURGERY
G. P. H. M. C. MIRAJ





Dr. Vaibhav Joshi (HT)

Abnormalities of tooth eruption and development

Dental caries

Epulis

Odontomes

Adamant tumour (Uve's disease)

Ca maxillary antrum

Burritt's tumours

Alveolar abscess

Leucoplekia

Osteomyelitis of jaw

Stomatitis

Ranula

Ca tongue

Reflux oesophagitis

Hiatus hernia

Achalasia of oesophagus

Mallory Weiss syndrome

Plummer Vinson's syndrome

Ca oesophagus

Causes of dysphagia

H. O. D
DEPT. OF SURGERY
G. P. H. M. C. MIRAJ





▪ Liver abscess

Amoebic abscess

Pyogenic liver abscess

Hydatid cyst

Metastatic liver

▪ Cholelithiasis

▪ Stone in CBD

Acute cholecystitis

Chronic cholecystitis

▪ Ca gall bladder

Causes of splenomegaly

Dr. Pooja Bhomaj

Disturbances of vision

Amblyopia

Amaurosis

Night blindness

Colour blindness

Dr. S. G. Kolhar

Rupture of Achilles tendon

Acute and chronic osteomyelitis

Acute suppurative arthritis

H. O. D
DEPT. OF SURGERY
G. P. H. M. C. MIRAJ





Tubercular arthritis and osteomyelitis

Dr. Usha.G.Chawla

Urinary calculi

- Hydronephrosis
- Haematuria
- Tuberculosis of urinary tract
- Injuries to kidney and ureters

Pyelonephritis -acute and chronic

-
- Gangrene
 - Tumour and cyst

Benign tumour

Dr. Sunil Saler

Abnormalities of structure dental

Dental caries

Diseases of gums ,cyst,tumour

Dr. Rahul Singh Chadda

Acute necrotizing otitis media

Otitic barotrauma

Cholesteatoma

Chronic suppurative otitis media

Acute and chronic tonsillitis

Peritonsillar abscess

H.O.D
DEPT. OF SURGERY
G.P.H.M.C. MIRAJ





Retrotonsilar abscess

- Anatomy and physiology of pharynx, larynx, tracheobronchial tree and oropharynx

Tracheostomy

Foreign body of air passages

- Examination of pharynx, larynx, tracheobronchial tree
- Congenital, inflammatory, neoplastic and obstructive diseases of larynx

Laryngotracheal trauma

Acute and chronic laryngitis

Congenital lesions of larynx

Stridor

- Congenital, inflammatory, neoplastic and obstructive diseases of pharynx

Hoarseness of voice

- Ulcer of oral cavity

Submucous fibrosis

Benign and malignant lesion of oral cavity

Ludwig's angina

Neoplasm of salivary gland



H. O. D
DEPT. OF SURGERY
M. C. MIRAJ

Principal
Gulabrao Patil Homoeopathic
Medical College, Miraaj.