



GPMT SCHOOL of HOMOEOPATHY

Gulabrao Patil Homoeopathic Medical College & Hospital

ANNEXURE - IV

DEPT. OF PATHOLOGY & MICROBIOLOGY

Academic Year 2022 - 2023

Academic Activities/Webinar/Workshop/CME/Activities in Last One Year.


College Code : 4205


**Academic Planner/Advanced Teaching Plan Time Table (Year wise)
Details from 1st January 2022 to 31st December 2022**

Sr. No.	Details	Total Number in Hours
1.	Lecture	240
2.	Symposium	04
3.	Practical/Clinics	240
4.	Inter-Departmental Seminars	-
5.	Seminar	10
6.	Case presentation	05
7.	Journal Club	02

No. of Webinars Arranged, Guest Lectures, Workshops & CME (Publish details on college website)

Sr no.	Details of webinar, guest lectures, workshops & CME
1- WEBINAR	Online webinar conducted by Dr. Ajay CHOUTHAI sir was co chairman for Recent Lab investigation in TUBERCULOSIS held by the - Pathologist Association Maharashtra-in 10 Jan 2022


H.O.D.
Dept. of Pathology
Gulabrao Patil Homoeopathic
Medical College, Miraj


Principal
Gulabrao Patil Homoeopathic
Medical College, Miraj



GPMT SCHOOL of HOMOEOPATHY

Gulabrao Patil Homoeopathic Medical College & Hospital

DEPARTMENT OF PATHOLOGY & MICROBIOLOGY

STAFF LIST

Sr. No.	Name of Staff	Designation	Qualification
01	DR. AJAY CHOUDHAI	H.O.D & Professor	M D (Patho)
02	DR. SUKHADA JADHAV	Guest Asso. Professor	B.H.M.S
03	DR. SHWETA PATIL	Asst. Professor	M.D.(Hom)
04	MRS. U. V. NIRVANE	Lab. Technician	B.Sc. D.M.L.T

H.O.D.
Dept. of Pathology,
Gulabrao Patil Homoeopathic
Medical College, Miraj

Principal
Gulabrao Patil Homoeopathic
Medical College, Miraj

Recognised by Govt. of Maharashtra, Approved by National Commission for Homoeopathy & AYUSH New Delhi,
Affiliated to Maharashtra University of Health Sciences, Nashik.

795, Gulabrao Patil Educational Campus, Near Govt. Milk Dairy, Miraj - 416410
Telephone: 0233-2212147



DEPARTMENT OF PATHOLOGY & MICROBIOLOGY

Advance Teaching Planner 2022-2023

August- 2022

Dr. Ajay Chouthai

Introduction to Pathology

Cell injury and Cellular Adaptation.

Dr. Shweta Patil

Introduction to Parasitology, important terms in parasitology

Host-parasite relationship.

Characteristics of Nematodes, *Trichuris trichiura*, *Strongyloides stercoralis*

Dr. Sukhada Jadhav

Introduction to Microbiology, History of Bacteriology, Robert Koch, Louis Pasteur

Bacterial morphology, staining characteristics, structure, growth & nutrition.

Sterilization and Disinfection.

September- 2022

Dr. Ajay Chouthai

Introduction to Haematology and Erythroid series Haematopoiesis

Introduction to Systemic Pathology

Inflammation & Healing

Dr. Shweta Patil

Ancylostoma duodenale

Ascaris lumbricoides

Enterobius vermicularis

Introduction, classification and types of Anaemia

Dr. Sukhada Jadhav

Culture media, constituents, uses, types

Culture methods

Identification of Bacteria

Infection

Immunity (humoral & cell mediated)

October -2022

Dr. Ajay Chouthai

Oedema, Shock,

Anaemia of Chronic disorders

Haemolytic Anaemia

Hereditary & Acquired anaemias

Dr. Shweta Patil

Wuchereria bancrofti

Dracunculus medinensis

Hypersensitivity reaction

Auto-immune diseases

Hypochromic anemias



Dr. Sukhada Jadhav

Collection of blood

Streptococci

Staphylococci

November-2022

Dr. Ajay Chouthai

Thrombosis & Embolism

Aplastic anaemia

Pure red cell anaemia

Liver function tests

Dr. Shweta Patil

Introduction to Respiratory system

Pneumonia

COPD

Characteristics of Cestodes & Trematodes

Echinococcus granulosus

Taenia solium & Taenia saginata

Dr. Sukhada Jadhav

Pneumococci

Nisseria, meningococci, gonococci

Corynebacterium diph.

December-2022

Dr. Ajay Chouthai

Introduction and classification of Neoplasia

Liver cirrhosis

Biliary system

Pancreatitis(acute & chronic)

Ca. pancreas, colon, rectum.

Dr. Shweta Patil

Schistosoma haematobium

Schistosoma japonicum

Schistosoma mansoni

Interstitial lung diseases

Bronchogenic carcinoma

Gastro-intestinal system, stomatitis,

Gastritis, peptic ulcer

Dr. Sukhada Jadhav

Clostridium tetani

E-coli

Salmonella

WIDAL test



Shigella

VDRL test

January -2022

Dr.Ajay Chouthai

Jaundice

Haemolytic disease of new born

Renal function tests

Glomerulonephritis

Dr. Shweta Patil

Characteristics of Protozoa

Entamoeba histolytica

Giardia lamblia

Leishmania donovani

Irritable bowel syndrome

Dr.Sukhada Jadhav

Vibrio cholerae

Mycobacterium tuberculae

Mycobacterium leprae

Lepromine test

Tuberculin test

Dr. Ajay Chouthai

February -2022

Acute & Chronic Renal failure

Nephrolithiasis

Nephrotic syndrome

Nephritic syndrome

Dr.Shweta Patil

Iron deficiency anaemia

Megaloblastic anaemia

Malarial parasites

Dr. Sukhada Jadhav

Spirochates types

General characters and classification of virus

Viral infection

Laboratory diagnosis of viral disease

March-2022

Dr.Ajay Chouthai

Melanoma

Squamous cell carcinoma

Endocrinal disorders

Functional disorders of Thyroid gland

Dr. Shweta Patil

Pernicious anaemia



GPMT SCHOOL of HOMOEOPATHY

Gulabrao Patil Homoeopathic Medical College & Hospital

Musculoskeletal system

Dr. Sukhada Jadhav

Hepatitis virus

HIV virus

Herpes virus

Gram staining

Z-N staining

April-2022

Dr. Ajay Chouthai

Diabetes mellitus

Cardio-vascular system

Ishaemic heart disease

valvular heart disease

Myocardial infarction

Dr. Shweta Patil

Clinical parasitology

Angina pectoris

Occupational diseases

Dr. Sukhada Jadhav

Pox virus

Paramyxo virus

Orthamyxo virus

Meningitis

Preliminary examination

April 2022

MUHS examination

May 2023

H. O. D.
Dept. of Pathology
Gulabrao Patil Homoeopathic Medical College, Miraj

Principal
Gulabrao Patil Homoeopathic
Medical College, Miraj



YEARLY PLANNER [2022-2023] MICROBIOLOGY & PRACTICAL PATHOLOGY

DR. SUKHADA JADHAV

MICROBIOLOGY

MAY

- INTRODUCTION OF MICROBIOLOGY
- HISTORY OF BACTERIOLOGY
- ROBERT KOCH, LOUIS PASTURE
- BACTERIAL MORPHOLOGY – STRUCTURE – STAINING
- GROWTH & NUTRITION OF BACTERIA
- STERILIZATION & DISINFECTION
 - AUTOCLAVE
 - HOT AIR OVEN
 - TYPE APPLICATION
- CULTURE MEDIA -CONSTITUENTS, USES, TYPE
- CULTURE METHODS
 - INOCULATING PLATINUM LOOP
 - MACINTOSH FIELDS JAR
- B.T. & C.T.
- STAPHYLOCOCCUS
- IDENTIFICATION OF BACTERIA
 - ELAVATION OF COLONIES
 - EDGES MORPHOLOGY
 - RESISTANCE CULTURE MEDIA
 - BIOCHEMICAL TEST
- INFECTION
 - CLASSIFICATION
 - SOURCE
 - TYPE
 - METHOD OF TRANSMISSION
 - PATOGENICITY
 - VIRULENCE
- INFECTING DOSE
- ROUTE OF INFECTION
- EXOTOXIN & ENDOTOXIN



- IMMUNITY – ACTIVE & PASSIVE
- ANTIGEN – ANTIBODY REACTION .
- HYPERSENSITIVITY
- COLLECTION OF BLOOD
- HB ESTIMATION
- ANAEMIA – CLASSIFICATION & TYPE
- BLOOD DISORDER
- BLOOD GROUP
- BLOOD TRANSFUSION

JUNE

- LAB DIAGNOSIS OF BACTERIAL DISEASE
- STREPTOCOCCI
- PNEUMOCOCCI
- NEISSERIA-MENINGOCOCCI, GONOCOCCI
- CORYNEBACTERIA DIPHTHERIAE
- TOTAL RBC COUNT
- TOTAL WBC COUNT
- BLOOD INDICES

JULY

- CLOSTRIDIUM TETANI
- ENTEROBACTERIACEAE – E. COLI
- SALMONELLA
- SHIGELLA
- DIFFERENTIAL WBC COUNT
- ACUTE CHRONIC LEUKEMIA
- VDRL TEST
- WIDAL TEST

AUGUST

- VIBRIOCHOLERA
- MYCOBACTERIUM LEPRAE
- MYCOBACTERIUM TUBERCULOSIS
- ANOTHER – BACILLUS, BRUCELLA, RICKETTSIAE
- ABNORMAL CONSTITUENTS OF URINE
- LEPTOMINE TEST
- TUBERCULINE TEST

SEPTEMBER



- SPIROCHATES-TYPE
- GENERAL CHARACTER
- CLASSIFICATION OF VIRUS
- VIRAL INFECTION
- LAB DIAGNOSIS OF VIRAL DISEASE
- HEPATITIS VIRUS
- HIV VIRUS
- GRAM STAINING
- Z-N STAINING
- INSTRUMENT
 - ALBUMINOMETER
 - URINOMETER
 - WSR STAND
 - WINTROBES TUBE
 - WESTERGREEN TUBE/ PIPETTE

OCTOBER

- POX VIRUS
- HERPES VIRUS
- ORTHAMYXO VIRUS
- PARAMYXO VIRUS
- LIVER BIOPSY VIRUS
- LUMBAR PUNCTURE TRUE NEEDLE
- BONE MARROW ASPIRATION NEEDLE
- INSULINE SYRINGE

NOVEMBER

- SPECIMEN OF
 - TERMATOMA
 - APPENDICITIS
 - CA. UTERUS
 - CA. BREAST
 - LEIOMYOMA
 - LIPOMA
- GALL STONE
- RENAL STONE CALCULI
- DIFFERENCE BETWEEN BENIGN & MALIGNANT TUMOR
- DIFFERENCE BETWEEN BACILLARY & AMOEBIC DYSENTERY
- PARACITE SPECIMEN




GPMT SCHOOL of HOMOEOPATHY


Gulabrao Patil Homoeopathic Medical College & Hospital

- NIH SWAB
- LAB DIAGNOSIS OF KALA-AZAR

DECEMBER

- RESPIRATORY TRACT INFECTION
- DIARRHOEL DISEASES
- FOOD POISONING
- URINARY TRACT INFECTION
- PYREXIA OF UNKNOWN ORIGIN
- BACTEREMIA SEPTICEMIA
- SEXUALLY TRANSMITTED DISEASE
- HOSPITAL ACQUIRED/ NOSOCORRIAL
- MENINGTIES
- SEPSIS [INFECTION OF SKIN, WOUNDS, BURN, EYES]


H. O. D.
Dept. of Pathology,
Gulabrao Patil Homoeopathic
Medical College, Miraj


Principal
Gulabrao Patil Homoeopathic
Medical College, Miraj



DEPARTMENT OF PATHOLOGY AND MICROBIOLOGY

Syllabus Distribution 2022-2023

Dr.Ajay Chouthai

March- 2022

Introduction to Pathology

Cell injury and Cellular Adaptation

September- 2021

Introduction to Haematology and Erythroid series Haematopoiesis

Introduction to Systemic Pathology

Inflammation & Healing

April 2022

Oedema, Shock,

Anaemia of Chronic disorders

Haemolytic Anaemia

Hereditary & Acquired anaemias

June 2022

Thrombosis & Embolism

Aplastic anaemia

Pure red cell anaemia

Liver function test

July 2022

Introduction and classification of Neoplasia

Liver cirrhosis

Biliary system

Pancreatitis(acute & chronic)

Ca.pancreas, colon,rectum.



GPMT SCHOOL of HOMOEOPATHY

Gulabrao Patil Homoeopathic Medical College & Hospital

August 2022

Jaundice
Haemolytic disease of new born
Renal function tests
Glomerulonephritis

September 2022

Acute & Chronic Renal failure
Nephrolithiasis
Nephrotic syndrome
Nephritic syndrome

October 2022

Melanoma
Squamous cell carcinoma
Endocrinal disorders
Functional disorders of Thyroid gland

November 2022

Diabetes mellitus
Cardio-vascular system
Ischaemic heart disease
valvular heart disease
Myocardial infarction

December 2022

Preliminary examination

January 2023

MUHS examination

Feb 2023

MUHS examination


H. O. D.
Dept. of Pathology,
Gulabrao Patil Homoeopathic
Medical College, Miraj


Principal

**Gulabrao Patil Homoeopathic
Medical College, Miraj**

Recognised by Govt. of Maharashtra, Approved by National Commission for Homoeopathy & AYUSH New Delhi,
Affiliated to Maharashtra University of Health Sciences, Nashik.

795, Gulabrao Patil Educational Campus, Near Govt. Milk Dairy, Miraj - 416410
Telephone: 0233-2212147



Syllabus Distribution 2022-2023

Dr. Sukhada Jadhav

August- 2022

Introduction to Microbiology, History of Bacteriology, Robert Koch, Louis Pasteur
Bacterial morphology, staining characteristics, structure, growth & nutrition.
Sterilization and Disinfection.

September- 2022

Culture media, constituents, uses, types
Culture methods
Identification of Bacteria
Infection
Immunity (humoral & cell mediated)

October 2022

Collection of blood
Streptococci
Staphylococci

November 2022

Pneumococci
Nisseria, meningococci, gonococci
Corynebacterium diphtheriae

December 2022

Clostridium tetani
E-coli
Salmonella
WIDAL test
Shigella
VDRL test



GPMT SCHOOL of HOMOEOPATHY

Gulabrao Patil Homoeopathic Medical College & Hospital

January 2023

Vibrio cholerae
Mycobacterium tuberculae
Mycobacterium leprae
Lepromine test
Tuberculine test

February 2023

Spirochates types
General characters and classification of virus
Viral infection
Laboratory diagnosis of viral disease

March 2023

Hepatitis virus
HIV virus
Herpes virus
Gram staining
Z-N staining

April 2023

Pox virus
Orthomyxo virus
Meningitis


May 2023

Preliminary examination

June 2023

MUHS examination


H. O. D.
Dept. of Pathology
Gulabrao Patil Homoeopathic Medical College, Miraj


Principal
Gulabrao Patil Homoeopathic Medical College, Miraj



Syllabus Distribution 2022- 2023

Dr. Shweta Patil

August- 2022

Introduction to Parasitology, important terms in parasitology

Host-parasite relationship.

Characteristics of Nematodes, *Trichuris trichiura*, *Strongyloides stercoralis*

September- 2022

Ancylostoma duodenale

Ascaris lumbricoides

Enterobius vermicularis

Introduction, classification and types of Anaemia

October 2022

Wuchereria bancrofti

Dracunculus medinensis

Hypersensitivity reaction

Auto-immune diseases

Hypochromic anemias

November 2022

Introduction to Respiratory system

Pneumonia

COPD

Characteristics of Cestodes & Trematodes

Echinococcus granulosus

Taenia solium & *Taenia saginata*

December 2022

Schistosoma haematobium

Schistosoma japonicum

Schistosoma mansoni

Interstitial lung diseases

Bronchogenic carcinoma

Gastro-intestinal system, stomatitis,

Gastritis, peptic ulcer



GPMT SCHOOL of HOMOEOPATHY

Gulabrao Patil Homoeopathic Medical College & Hospital

January 2023

Characteristics of Protozoa

Entamoeba histolytica

Giardia lamblia

Leishmania donovani

February 2023

Iron deficiency anaemia

Megaloblastic anaemia

Malarial parasites

March 2023

Pernicious anaemia

Musculoskeletal system

April 2023

Clinical parasitology

Angina pectoris , Occupational diseases

May 2023

Preliminary examination

June 2023

MUHS examination

H. O. D.

Dept. of Pathology
Gulabrao Patil Homoeopathic Medical College

Principal


Gulabrao Patil Homoeopathic
Medical College, Miraj



DEPARTMENT OF PATHOLOGY & MICROBIOLOGY LIST OF DEPARTMENTAL LIBRARY

Sr. No.	Name of book	Acess no.	Author
1	T.B of Pathology 7 th edition	1394	Harsh Mohan
2	Quick Review Pathology 8 th edition	14434	Harsh Mohan
3	Practical Pathology 4 th edition	14073	Harsh Mohan
4	T.B of Microbiology 9 th edition	13672	Ananthnarayan & Paniker's
5	Clinical Pathology	14067	S Kawthalkar
6	Medical Parasitology 7 th edition	14069	Paniker's
7	T.B of Medical Microbiology	11840	Satish Gupte
8	Practical Examination in Microbiology	14186	Patwardhan
9	Medical Microbiology	14457	A Shastri
10	MCQ in Pathology	7201	A Shah
11	MCQ in Pathology	7189	M Bharadwaj
12	Microbiology MCQ	7165	Sharma


H. O. D.
Dept. of Pathology,
Gulabrao Patil Homoeopathic Medical College


Principal
Gulabrao Patil Homoeopathic
Medical College, Miraj



DEPARTMENT OF PATHOLOGY & MICROBIOLOGY

EQUIPMENT PROVIDED 2022-2023

Detail of items / Equipment etc. available as per Schedule-III of HCC (MSR) Regulations.

SR. NO.	ITEMS	REQUIREMENTS	AVAILABLE
1	1	HOT AIR OVEN	01
	2	CENTRIFUGE MACHINE ELECTRIC	02
	3	WATER BATH	04
	4	GLASS WARE, STAINES, CHEMICAL REAGENTS FOR HISTOPATHOLOGY	AS REQUIRED
	5	INCUBATOR	02
	6	HAEMOCYTOMETER FOR RBC & WBC PIPETTE	25
	7	HAEMOGLOBINOMETER	25
	8	AUTOCLAVE	02
	9	ANAEROBIC APPARATUS	02
	10	STOPWATCH	02
	11	Ph meter	01
	12	Microscope	25
	13	High speed centrifuge for serological/ Haematological work	01
	14	ESR	02
	15	Colony counter	01
	16	Material for preparation of media	As required
	17	Material for preparation of stain	As required
	18	Coplin Jar	02
	19	Computer with accessories	01
	20	Machine for estimation of blood sugar	01
	21	Pathological specimen	25
2		Total no of chart	51
3		Total no. of models	05
4		No. of additional items	58

H. O. D.
Dept. of Pathology,
Gulabrao Patil Homoeopathic
Medical College, Miraj

Principal
Gulabrao Patil Homoeopathic
Medical College, Miraj




GPMT SCHOOL of HOMOEOPATHY


Gulabrao Patil Homoeopathic Medical College & Hospital

DEPARTMENT OF PATHOLOGY & MICROBIOLOGY

HISTOPATHOLOGICAL SLIDES CHART LIST

1. ACUTE APPENDICITIS
2. CHRONIC APPENDICITIS
3. GRANULATION TISSUE
4. TB LYMPH NODE
5. TB LUNG
6. FATTY LIVER
7. COLLOID GOITER
8. FIBROADENOMA BREAST
9. BASAL CELL CARCINOMA
10. SQUAMOUS CELL CARCINOMA
11. SQUAMOUS PAPILLOMA
12. OSTEOSARCOMA BONE


H. O. D.
Dept. of Pathology
Gulabrao Patil


Principal
Gulabrao Patil Homoeopathic
Medical College, Miraj



DEPARTMENT OF PATHOLOGY & MICROBIOLOGY

LIST OF CHART

1. PIONEERS OF PATHOLOGY AND MICROBIOLOGY
2. COMPOUND MICROSCOPE
3. DIARRHOEA
4. PATHOGENIC PROTOZOA
5. MORPHOLOGY OF TEANIA SOLIUM
6. TYPHOID
7. E.COLI
8. LIFE CYCLE OF TEANIA SOLIUM
9. LIFE CYCLE OF TEANIA SAGINATA
10. LIFE CYCLE OF ANCYLOSTOMA DUODENALE
11. LIFE CYCLE OF TRICHURIS TRICHURA
12. LIFE CYCLE OF ENTAMOEBA HISTOCYTICA
13. MORPHOLOGY OF ENTAMOEBA HISTOCYTICA
14. HEART ATTACK CHOLESTEROL ESTIMATION
15. HUMAN CIRCULATORY SYSTEM
16. LIFE CYCLE OF PLASMODIUM
17. ASCARIS LUMBRICOID STRUCTURE
18. MORPHOLOGY OF ECHINOCOCCUS GRANULOSUS
19. FILARIASIS (L.H)
20. MORPHOLOGY OF ANCYLOSTOMA (HOOK WORM)
21. LIFE CYCLE OF ANCYLOSTOMA DUODENALE
22. LIFE CYCLE OF PLASMODIUM
23. SPREAD OF PARASITIC INFECTION TO MAN
24. LABORATORY DIAGNOSIS OF KALA AZAR
25. DEFENCE OF VITAMINS
26. ACUTE MYELOBLASTIC & CHRONIC MYELOID LEUKAEMIA
27. ACUTE LYMPHOBLASTIC & CHRONIC LYMPHOCYTIC LEUKAEMIA
28. DIFFERENCE BETWEEN ACUTE RHEUMATIC FEVER & ACUTE GLOMERULONEPHRITIS




GPMT SCHOOL of HOMOEOPATHY

Gulabrao Patil Homoeopathic Medical College & Hospital

29. DIFFERENCE BETWEEN OBSTRUCTIVE & HEPATOCELLULAR
30. ARRANGEMENT OF BACILLI
31. ARRANGEMENT OF COCCI
32. ARRANGEMENT OF CURVED BACTERIA
33. TYPES OF BACTERIAL SPORES
34. DIFFERENCE BETWEEN EXOTOXIN & ENDOTOXIN
35. DIFFERENT TYPES OF VIRUSES
36. CLASSIFICATION OF ANAEMIA
37. IRON DEFICIENCY ANAEMIA
38. HAEMOLYTIC ANAEMIA
39. MEGALOBlastic ANAEMIA
40. DIMORPHIC ANAEMIA
41. MICROCYTIC HYPOCHROMIC ANAEMIA
42. THROMBOCYTOPENIA
43. CAUSES OF APLASTIC ANAEMIA
44. MORPHOLOGIC ABNORMALITIES OF RED CELL
45. GALL STONE
46. CAUSES OF PANCYTOPENIA
47. CELLULAR RESPONSE OF CELL INJURY
48. MORPHOLOGY & FUNCTION OF INFLAMMATORY CELL
49. DIFFERENCE BETWEEN ACTIVE IMMUNITY & PASSIVE IMMUNITY
50. DIFFERENCE BETWEEN SARCOMA & CARCINOMA
51. CONTRASTING FEATURES OF BENIGN & MALIGNANT TUMOR
52. CLASSIFICATION OF CULTURE MEDIA


H. O. D.
Dept. of Pathology,
Gulabrao Patil Homoeopathic Medical College, Miraj


Principal
Gulabrao Patil Homoeopathic
Medical College, Miraj



DEPARTMENT OF PATHOLOGY & MICROBIOLOGY

LIST OF TRANSPARENT SHEETS


1. Difference between Bacteria/Virus & Protozoa
2. Grams Staining
3. Viruses
4. Hepatitis Virus
5. Protozoa Cysts
6. Cell Mediated & Humoral Immunity
7. Lymphatic drainage & cervical L N
8. Lymphatic Vessel disorders
9. Lymphedema
10. Chronic Venous Ulcer
11. Hemangioma / Actinomycosis
12. Neurofibromatosis
13. Tumors of Face / Epi. Cell
14. Neoplasm
15. Sebaceous Cyst / Melanoma
16. Ulceraticeus
17. Pharyngeal pouch non development
18. Thyroglossal cyst & Goiter
19. Neoplasms of Oral cavity
20. Parotid tumor
21. Tumors of Parotid
22. Breast N. & diseases
23. Breast Microscopy
24. Disorders of nipples
25. Nipple diseases
26. Fibroadenoma breast



GPMT SCHOOL of HOMOEOPATHY

Gulabrao Patil Homoeopathic Medical College & Hospital

27. Fibroadenoma breast
28. Breast abscess
29. Breast diseases
30. CA – Breast
31. Gastric Ulcer
32. Gastric duodenal ulcer
33. Appendix & Sigmoid colon
34. Appendicitis
35. Diverticular diseases of colon
36. Cystic enlargement of kidney
37. Disorders of male genitalia
38. Endocrine disorders
39. Sq. & Breast cell carcinoma
40. Ca. of ileum & acute appendicitis
41. Ca. Pancreas
42. Bone Neoplasia
43. Ca – Panis
44. Hematological apparatus
45. Hematological sample collection
46. Blood group Rh & Ng.
47. Urinary cysts & stone
48. Normal value of blood plasma constituents
49. Hydatid diseases
50. Stool Exam. Helminthic eggs.


H O D
Dept. of Pathology,
Gulabrao Patil Homoeopathic
Medical College, Miraj.


Principal
Gulabrao Patil Homoeopathic
Medical College, Miraj